



As a supplement to your computer-based program you also have the possibility of using your mobile device. As a registered user of Rosetta Stone® Foundations, you can download the **Learn Languages: Rosetta Stone** app for free from the Apple iTunes® App Store (iOS) or Google Play™ store (Android™).

iOS DEVICES (APPLE):


-

-
- Rosetta Stone
- # Learn Languages
- Create an Account
- Sign In

- What type of account do you have?
- Personal**
Most Common
- Work or School**
- 

- 
- Rosetta Stone
- # Learn Languages
- Homme Femme
- Create an Account
- Sign In

- What type of account do you have?
- Personal use
Most common

Work and School
- 

ROSETTA STONE® LEARN LANGUAGES APP (continued)

iOS DEVICES (APPLE):

4. Enter your **Username**, **Password**, and the **Namespace** of your online portal, and click the **"Sign in"** button:

Username

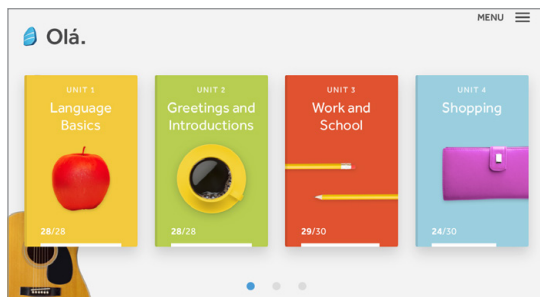
Password

Namespace AcmeOrg.RosettaStoneClassroom.com

Your namespace is the first part of your login URL.
Email and password are case-sensitive.

The namespace of your online portal is:

5. Once you have successfully logged in, you can start learning! This is the first screen you should see:



ANDROID DEVICES:

4. Enter your **Username** and **Password**, and then click **"Next"**:

Username
Username is case sensitive

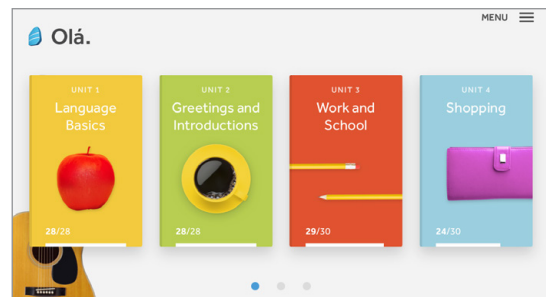
Password
Password is case-sensitive.

Enter the name of your **Online-Portal**:

Namespace
AcmeOrg.RosettaStoneClassroom.com

The namespace of your online portal is:

5. Once you have successfully logged in, you can start learning! This is the first screen you should see:



Note:

When you are using the **Learn Languages: Rosetta Stone** app, you will need a continuous Internet connection so that your progress may be synchronized with other devices you use.

The **Writing** and **Milestone** activities cannot be accessed via the mobile app. These activities can be completed online on your computer (Windows/Mac).